




**INSTRUCTIONS FOR USE – THIS LEAFLET CONTAINS IMPORTANT PRODUCT USE AND SAFETY INFORMATION. PLEASE READ CAREFULLY AND RETAIN FOR FUTURE REFERENCE. CONTACT LENSES SHOULD ALWAYS BE FITTED BY AN EYE CARE PROFESSIONAL. IT IS ESSENTIAL THAT YOU FOLLOW YOUR EYE CARE PROFESSIONAL'S DIRECTIONS AND ALL LABELLING INSTRUCTIONS FOR PROPER USE OF YOUR CONTACT LENSES.**

#### PRODUCT NAME

Focus® DAILIES®, Focus® DAILIES® PROGRESSIVES, Focus® DAILIES® TORIC

#### MATERIAL AND PACKAGING

Focus DAILIES soft contact lenses contain 31% nelficon A and 69% water. The lenses are tinted light blue to assist handling; the tint contains Cu-phthalocyanine.


Focus DAILIES are packaged in strips of 5 individual blisters containing isotonic, phosphate-acetate buffered saline. The saline may contain up to 0.02% Poloxamer. The lenses are steam sterilized.  Use only if printed foil pack is intact.

#### INTENDED USE

Focus DAILIES are intended for daily wear (less than 24 hours while awake) for the optical correction of vision in persons with non-diseased eyes with minimal astigmatism that does not interfere with vision.

Focus DAILIES PROGRESSIVES are intended for daily wear (less than 24 hours while awake) for the optical correction of vision including presbyopia in persons with non-diseased eyes with minimal astigmatism that does not interfere with vision.

Focus DAILIES TORIC are intended for daily wear (less than 24 hours while awake) for the optical correction of vision in persons with non-diseased eyes who require additional correction for astigmatism.

Focus DAILIES are to be prescribed for single use Daily Disposable Wear only. 

#### RECOMMENDED WEAR AND REPLACEMENT SCHEDULE

Focus DAILIES are intended to be worn once and then discarded at the end of each wearing period. Focus DAILIES were not developed to be cleaned and disinfected and it is not recommended to do so. Start each wearing period with a fresh new lens.

#### DO NOT SLEEP IN YOUR LENSES

In the interests of maintaining the health of your eyes, the maximum daily wearing time should be determined by your eye care professional.

#### HANDLING YOUR LENSES

Your eye care professional should provide you with detailed contact lens insertion and removal instructions.

Always wash and dry your hands before handling lenses. Gently shake the blister pack before opening. Peel back the foil lid. Pour the lens into the palm of your hand or if necessary, gently slide the lens out of the container using your forefinger. Ensure the lens is not inside out and that you have the appropriate lens for that eye. Inspect your lenses prior to insertion, do not insert if damaged.

When removing your lens make sure that your hands are completely dry. Blink fully several times, then while looking up, slide the lens down onto the white part of the eye. Remove the lens by gently pinching it between the thumb and forefinger.

- Never use tweezers, suction cups, sharp objects or your finger nails to remove your lenses from the lens container or your eyes.


#### WHEN NOT TO WEAR LENSES

Contact lenses should not be worn in conjunction with certain health or environmental conditions. Conditions that may prevent or interfere with safe contact lens wear include:

- Allergy, inflammation, infection or irritation in or around the eye or eyelids.
- Periods of poor health, such as severe colds or influenza.
- The use of some medications, including eye medication.
- Inadequate tear film (dry eyes).
- Excessively dry or dusty environments that make contact lens wear uncomfortable.
- Water sports without the use of goggles.

Consult your eye care professional specifically regarding these or other conditions.

#### IMPORTANT THINGS TO REMEMBER

- Check your eyes regularly to ensure they look well feel comfortable and your vision is clear.
- It is recommended that contact lens wearers visit their eye care professional regularly as directed.
- Do not use lenses after the expiry date. 
- Keep a note of the correct lens power for each eye.
- Before lens insertion, check that the lens power on each foil pack is correct for that eye.

- Always carry spare lenses with you.
- In conditions of low light, wearers of Focus DAILIES PROGRESSIVES may experience reduced visibility.
- Be careful while using soaps, lotions, creams, cosmetics or deodorants as they can cause irritation if they come into contact with your lenses.
- Insert your lenses **before** applying make-up and remove them **before** taking your make-up off.
- Avoid spraying aerosols such as hair spray near your eyes while wearing your lenses as this may cause irritation.
- Consult your eye care professional about wearing lenses during sporting activities including swimming.
- Remove your lenses when exposed to noxious or irritating vapour.
- Never allow contact lenses to come into contact with non-sterile water (including tap water) as microbial contamination can occur, which may lead to permanent eye damage.
- Inform your employer that you wear contact lenses, especially if your job involves using eye protection equipment.
- If a Focus DAILIES is exposed to air while off the eye it will become dry and brittle. It should be discarded and replaced with a new one.

#### POSSIBLE PROBLEMS

Although soft contact lenses provide many benefits to the wearer, it is possible that problems can occur and may be first noticed as one or more of the following conditions:

- Feeling of something in the eye
- Uncomfortable lens
- Eye redness
- Sensitivity to light
- Burning, stinging, itching or watering eyes
- Reduced sharpness of vision
- Rainbows or halos around lights
- Increased eye secretions
- Discomfort/pain
- Severe or persistent dry eyes

These symptoms, if ignored, can lead to more serious complications.

#### WHAT TO DO IF A PROBLEM OCCURS

If any of the above signs or symptoms occur:

- **IMMEDIATELY REMOVE THE LENS(ES)**
- Inspect your eye in a mirror looking for signs of irregularity.
- If the discomfort or problem stops, insert a fresh, new lens.
- If the above symptoms continue after insertion of a new lens(es) remove the lens(es) **IMMEDIATELY** and promptly contact your eye care professional. A serious condition such as infection, corneal ulcer, or iritis may be present. These conditions could progress rapidly and may lead to permanent loss of vision. Less serious reactions such as abrasions, epithelial staining and bacterial conjunctivitis must be managed and treated early to avoid complications.
- If a lens tears in your eye, it will feel uncomfortable. Do not panic, as it is impossible to lose a contact lens or part of a contact lens behind the eye. Remove the pieces carefully by pinching them as you would do for normal lens removal. If the lens pieces do not seem to remove easily, do not pinch the eye tissue excessively. Rinse with saline. If this does not help, contact your eye care professional for assistance. Your eye care professional can easily find the lens using fluorescein.
- Occasional dryness may be relieved by blinking fully several times or by the use of lubricating and rewetting drops. If dryness persists consult your eye care professional.

#### ADDITIONAL INFORMATION

The risk of a possible problem can be reduced by recognising the signs and following the advice, "What to do if a Problem Occurs". Smoking increases the risk of ulcerative keratitis for contact lens users.

Manufacturer:  
CIBA Vision Corporation,  
Duluth, Georgia 30097, USA



European Representative:  
CIBA Vision GmbH, 63866 Grosswallstadt,  
Germany

Shared Passion for Healthy Vision and Better Life

Date of issue: 07/07  
Code: 91001082  
MAT 3 15-06-07